

# Columbia University: Arts & Sciences







## A&S Fall 2022 Standard Evaluation

**Course:** ECONUN1105\_002\_2022\_3 - PRINCIPLES OF ECONOMICS: ECONW1105\_002\_2022\_3\_149101  
**Instructor:** Prajit Dutta  
**TA:** Ruchika Mukherjee, Varun Seetamraju, Jessica Shi, Nikhil Basavappa \*, Jared Grogan, Talal Alshammari, Madeline Hanson  
**Response Rate:** 98/175 (56.00 %)

### 1 - What are the strengths and weaknesses of Nikhil Basavappa (discussion section leader, lab section leader, grader) as an instructor, and how might Nikhil Basavappa's teaching be improved?

Response Rate	22/175 (12.57%)
<ul style="list-style-type: none"> <li>• Best TA ever</li> <li>• Charismatic Guy, sometimes brings food to his recitations, with a bit of humor. Essentially reads off of a Google Slideshow the entire time as you look at graphs.</li> <li>• He is a great instructor. I was able to understand everything and his energy made it easy to pay attention.</li> <li>• He makes amazing recitation slides, especially for midterm review.</li> <li>• Nikhil was a great TA. Extremely helpful, nice, and supportive. He bought his recitation section donuts after the midterm. I accidentally turned in a pset late, he gladly let me submit it. Very helpful at giving reviews as well.</li> <li>• Pretty good TA. slides are very informative, compact and easy to follow.</li> <li>• great recitation sections, very helpful with midterm review</li> <li>• Nikhil and Jared, the TAs, are largely responsible for why anyone who does well in this class does well. They provide in-depth recitations, they are committed to offering office hours, are friendly and helpful, et cetera. I see them both as having excellent future teaching careers and wish that they were my professors for any given class. I think if either of them were the professor everyone would have an A.</li> <li>• This TA is very excellent. He makes the teaching fun and easy to follow.</li> <li>• Nikhil is a very excellent TA. There is very little that he needs to improve. He is highly responsive in emails, and takes time to answer questions and concerns from students.</li> <li>• Nikhil explained course concepts well during discussion and his slides were very helpful when answering course questions by email and during recitations.</li> <li>• Nikhil is very organized and has been helpful all year. I would want to see him teach a lecture.</li> <li>• He is an amazing TA. Almost everything I learned from the class was coming from him. He makes discussions very engaging and intriguing making economics very interesting.</li> <li>• I like the way he interacts with the students in the section and ensures everyone understands before he moves onto the next slides.</li> <li>• Nikgi's recitations are very engaging, and his slides are excellent</li> <li>• Nikhil was a great TA. He was super personable and would clearly explain concepts if you had questions.</li> <li>• recitations helped to clarify concepts. tried his best to help you understand what was said in lectures.</li> <li>• Nikhil is super approachable and genuinely wants to make his students feel excited about economics!</li> <li>• The best TA I've ever had. Great at explaining concepts, super approachable -- his recitations and office hours were my favourite parts of the course. I would take any course Nikhil TA's for.</li> <li>• Nikhil was so helpful, very responsive, and overall very caring to each of the students. Without his recitations and OH I would not have been able to successfully complete the psets or understand course material.</li> <li>• Recitation slides are very helpful because they summarize the key points in the textbook.</li> <li>• He was a very great TA who cared that we understood what was going on and organized the topics very well so we could follow and look back at things I was confused about. The slideshows were also very helpful.</li> </ul>	

### 2 - What is the overall teaching effectiveness of Nikhil Basavappa?

Response Option	Weight	Frequency	Percent	Percent Responses	Means			
Excellent	(5)	38	73.08%			4.65		
Very Good	(4)	11	21.15%					
Good	(3)	2	3.85%					
Fair	(2)	1	1.92%					
Poor	(1)	0	0.00%					
				0 25 50 100	Question			
Response Rate				Mean		STD		Median
52/175 (29.71%)				4.65		0.65		5.00